

TECHNICAL DATA SHEET

RADIAL FAN nr. AFGG-20_10



G&G filtration CZ, s.r.o.

A Hrubínova 1903/9, 66451 Šlapanice, CZ
 IČ 05226953 IČ DPH CZ05226953
 E info@ggf.cz W www.ggf.cz

ITEM1

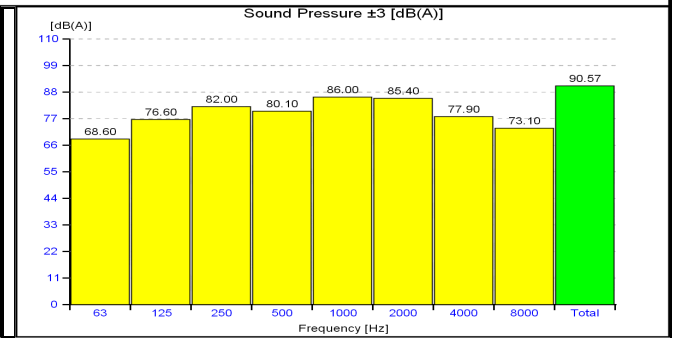
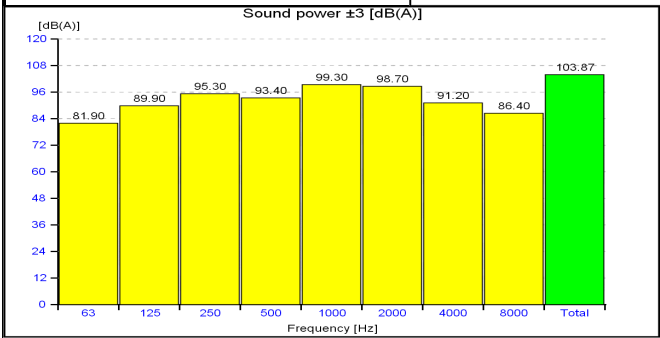
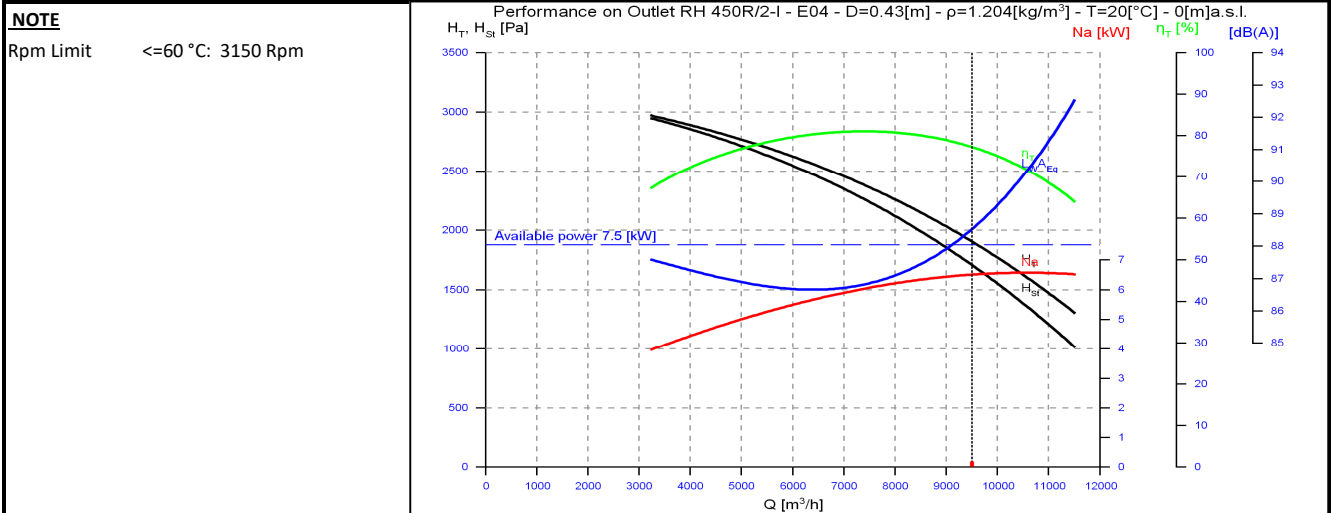
Document printed by Aeraulica - Dimensions and performances can be changed without prior notice

Type and characteristics of the requested machine		performance on		Outlet
Flow rate	9500 [m3/h]	Capacity (Normal)		8852 [Nm3/h]
Total pressure	2000 [Pa]	Static pressure		
Working fluid temperature	20 [°C]	Fluid specific weight		1.204 [Kg/m3]
Installation altitude	0 asl [m]	Specific weight std (20 [°C], 0 asl [m])		1.204 [Kg/m3]

Suggested model and effective characteristics				performance on		Outlet
Model	RH 450R/2-I	Execution	E04	Installation Type	A (free inlet and outlet)	
Fluid specific weight	1.204	1.204 [Kg/m3]		Revolution fan speed		2950 [rpm]
Total pressure	1903	1903 [Pa]		Orientation		RD 0
Static pressure	1706	1706 [Pa]		Sound power LwA		103.87 [dB(A)]
Flow rate	9500	9500 [m3/h]		Sound pressure at mt.1.5 1/2 sf in open field		90.57 [dB(A)]
Capacity (Normal)	8852	8852 [Nm3/h]		Pipings	s>3mm = +3dB; 1mm<s<3mm = +4,5dB ; s<1mm = +6dB	
Power dem. at shaft	6.503	6.503 [kW]		Fan efficiency	Outlet	77.22 %
Motor power demand	6.503	6.503 [kW]				

Characteristics of chosen motor				Motor efficiency IEC 60034-30			PD ² impeller	
Code	132SB2-50/std3	shape	B3	Efficiency	90.1	91	91	1.0 kgm ²
Rated power	7.5 [kW]	n° poles	2	rpm	2950	Load	100%	75%
							50%	9 kgm ²
								9 kgm ²

ErP 2009/125/CE Regulament (UE) N. 327/2011				Notes			
Efficiency grade	64			N	75.6	Total efficiency	73.7 %
Impeller type	backward blades	Type of test	B/total	Flow rate	7386.52 [m3/h]	Pressure	2261 [Pa]



values of the noise of fan obtained in ambient not reverberant with inlet and outlet ducts fully insulated

TECHNICAL DATA SHEET

RADIAL FAN nr. AFGG-20_10



G&G filtration CZ, s.r.o.

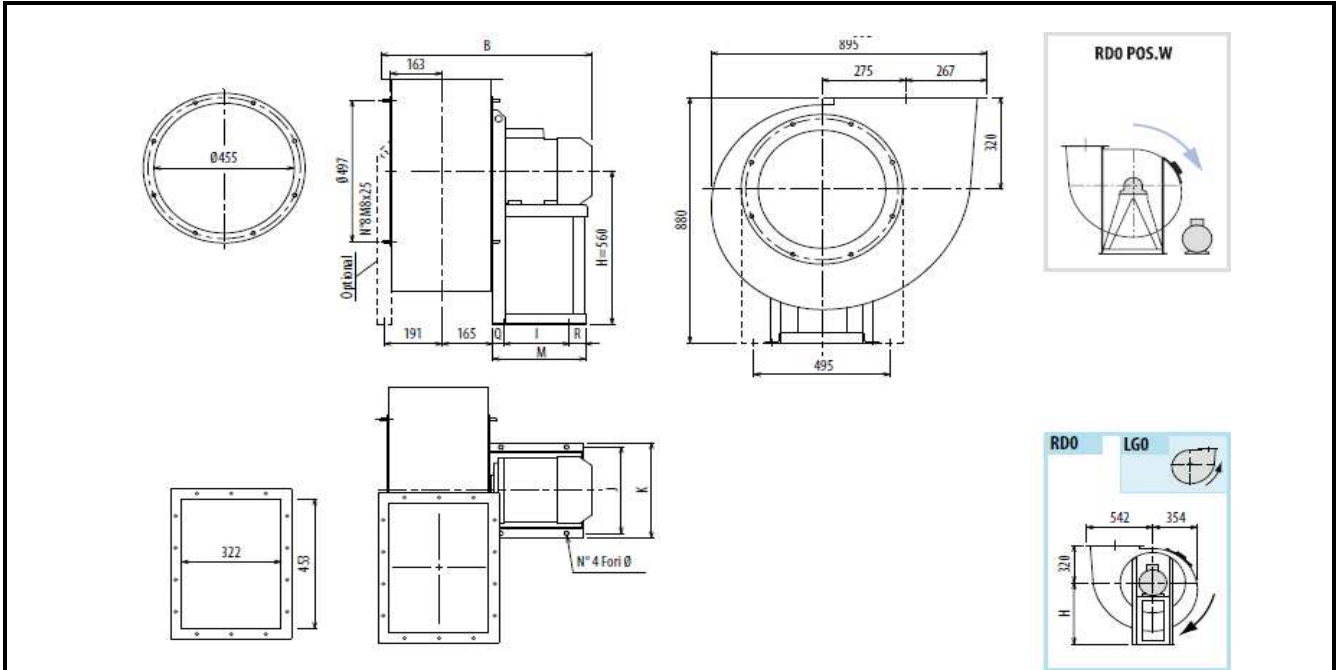
A Hrubínova 1903/9, 66451 Šlapanice, CZ

IČ 05226953 IČ DPH CZ05226953

E info@ggf.cz W www.ggf.cz

ITEM1

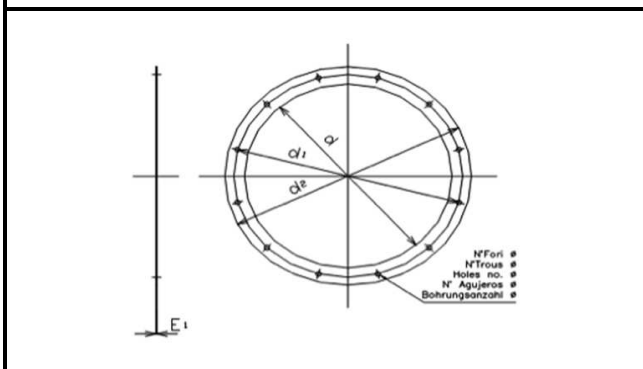
Document printed by Aeraulica - Dimensions and performances can be changed without prior notice



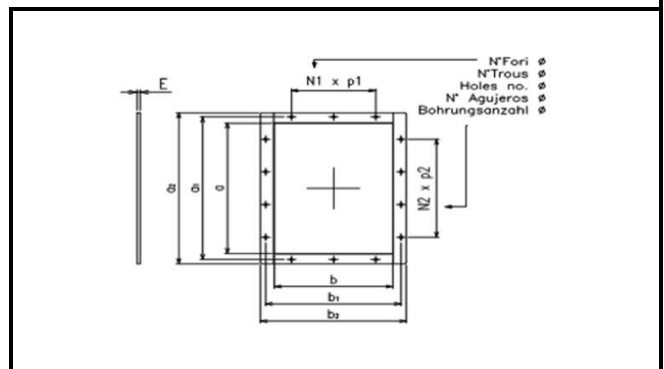
Indicative measures in the standard configuration. For detailed information contact your reference.

Indicative value of weight including standard motor.

B	I	H	H1	H2	J	K	M	Q	R	Φ	PD2	kg
751	237	560	320	560	337	372	345	44	64	12	1	124



Cod	dxn°	d1	d2	Φ	E1
0455 B	455x8	497	535	12	4



Cod	axb	a1	b1	a2	b2
0453x0322	453x322	497	366	533	402

N1xp	N2xp	n°	Φ	E
2x125	3x125	14	12	4
